



soundbasic

spot




SIZES


Standard available panel (mm)



• 600 x 600



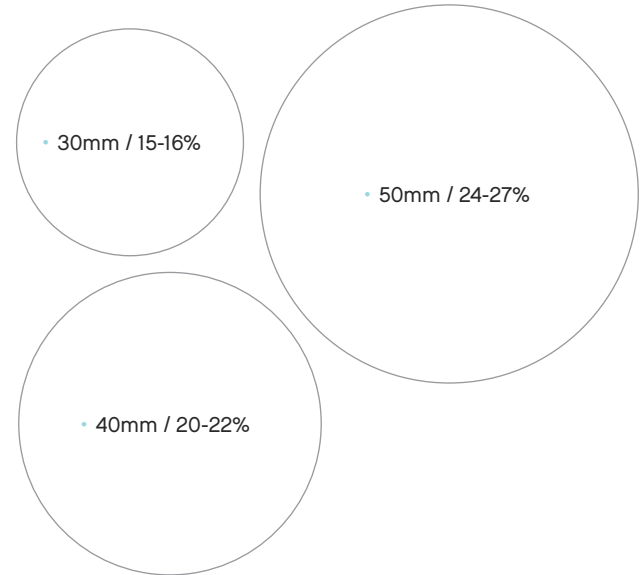
• 1200 x 600



• 2400 x 1200

SPOTS

Standard dot diameter options and approximate open area %



PANEL OPTIONS

Substrate

(Standard 16mm thickness)

- MDF
- Black MDF
- Plywood

Surface

- Veneer
- Painted
- Laminate
- Soundblack
- Plywood

Finish

- Matt
- Satin
- Semi Gloss
- Full Gloss

Special Options

- Fire Rated
- FSC / PEFC Certification

Panel Variations

- Ceiling 'drop in' tiles available (mm):
 - 592 x 592
 - 1192 x 592
- Access panels available
- Customised panels are available on request