



SIZES


Standard available panel (mm)



• 600 x 600



• 1200 x 600



• 2400 x 1200

DOTS

25mm dot spacing

Standard dot diameter options and approximate open area %

• 5mm / 3%



• 8mm / 7-8%



• 12mm / 15-17%



PANEL OPTIONS

Substrate

(Standard 16mm thickness)

- MDF
- Black MDF
- Plywood

Surface

- Veneer
- Painted
- Soundblack
- Plywood

Finish

- Matt
- Satin
- Semi Gloss
- Full Gloss

Special Options

- FSC / PEFC Certification
- Fire Rated

Panel Variations

- Ceiling 'drop in' tiles available (mm):
 - 592 x 592
 - 1192 x 592
- Variable/customised dimensions are available upon request