



### SIZES


Standard available panel (mm)



• 600 x 600



• 1200 x 600



• 2400 x 1200

### DOTS

16mm dot spacing

Standard dot diameter options and approximate open area %

• 5mm / 6-7%



• 8mm / 16-18%



• 12mm / 36-41%



### PANEL OPTIONS

#### Substrate

(Standard 16mm thickness)

- MDF
- Black MDF
- Plywood

#### Surface

- Veneer
- Painted
- Soundblack
- Plywood

#### Finish

- Matt
- Satin
- Semi Gloss
- Full Gloss

#### Special Options

- FSC / PEFC Certification
- Fire Rated

#### Panel Variations

- Ceiling 'drop in' tiles available (mm):
  - 592 x 592
  - 1192 x 592
- Variable/customised dimensions are available upon request